

TV Interativa se faz.com
ginga



Programming for Ginga-NCL



Copyright © 2012 TeleMídia



1

Programming in NCL Conceptual Model



Copyright © 2012 TeleMídia

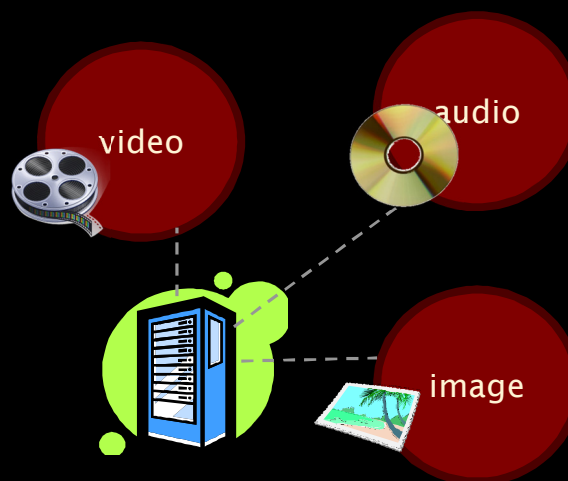


2

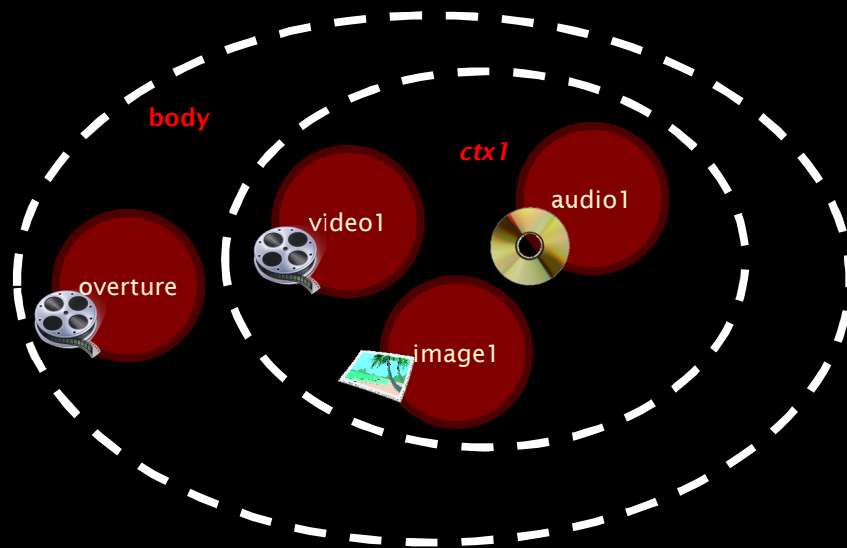
Basic Entities

what? nodes (media objects)
how? node's properties
where? node's properties
when? links and connectors

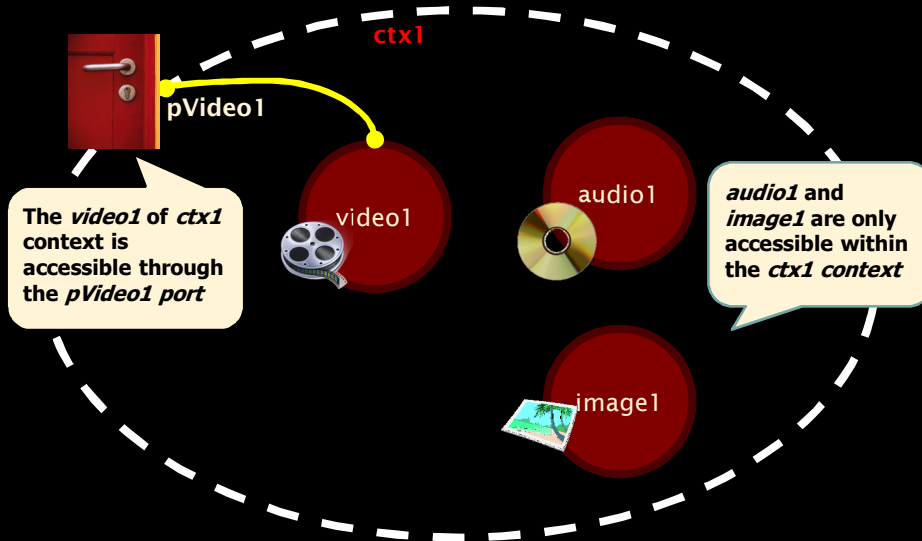
What? Media Objects



Structure: contexts

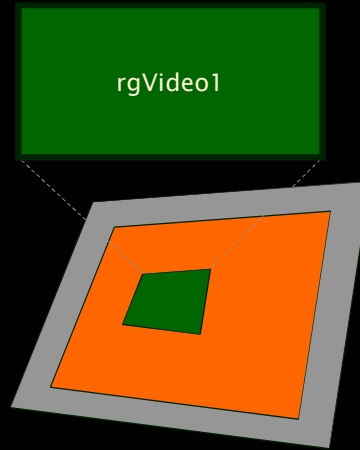


How to access a media object in a context? (How to go into and out of a context?)



Where?

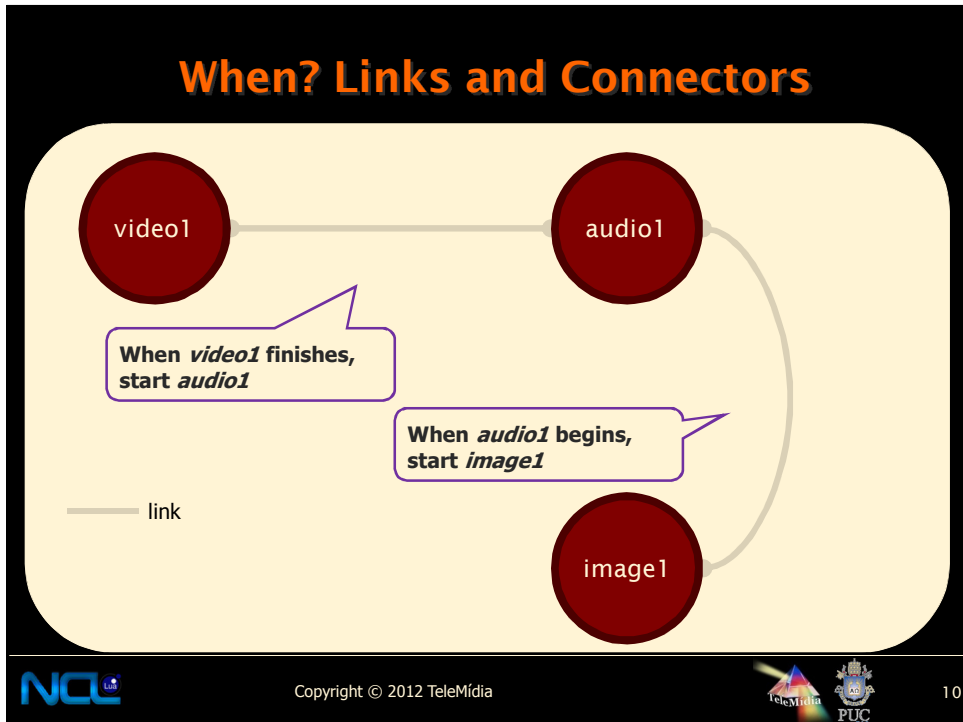
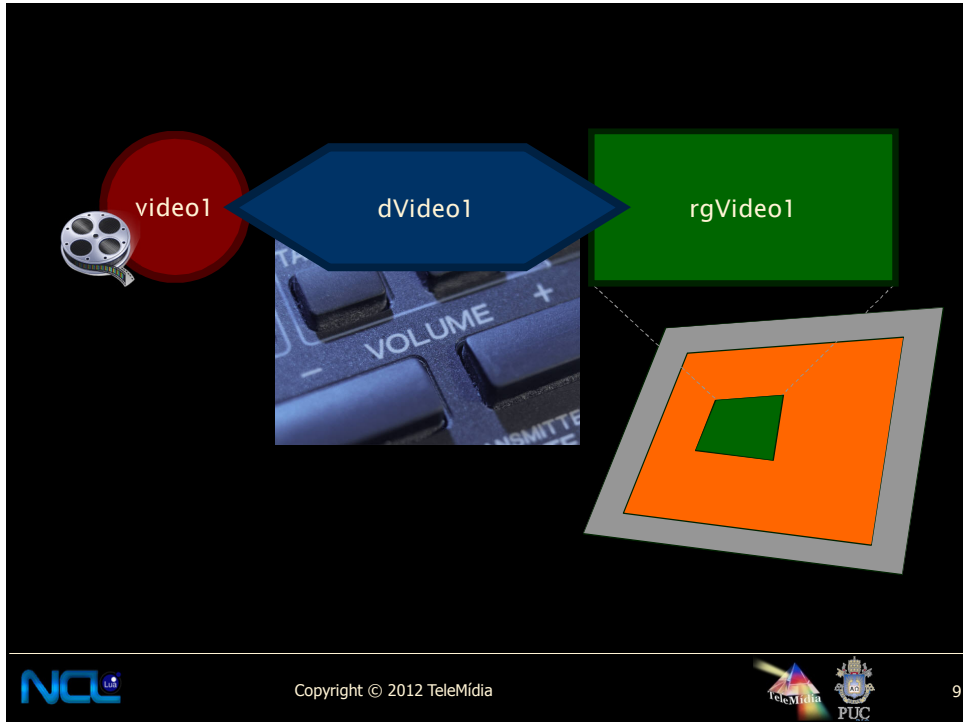
Regions
on a specific device



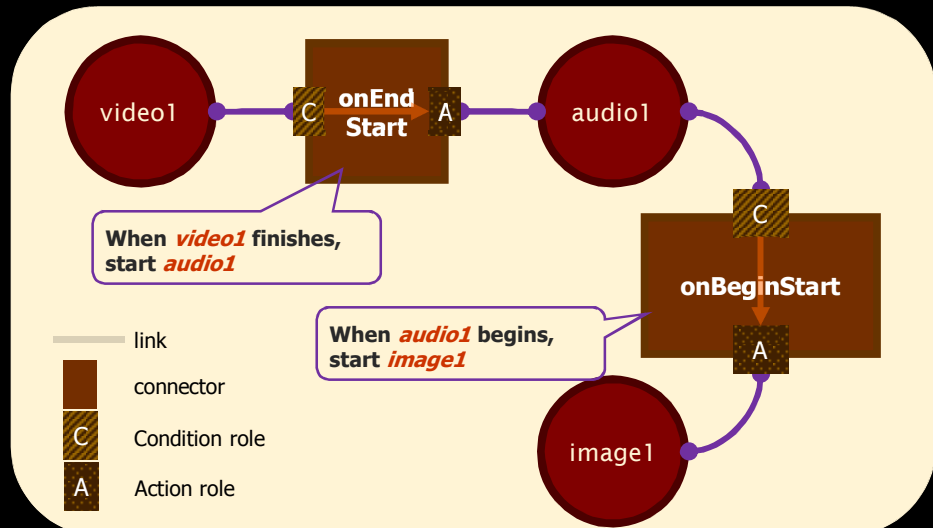
How?

dVideo1





When? Links and connectors



Programming in NCL

The Language

NCL Document Structure- Digital TV Profile

```
<?xml version="1.0" encoding="ISO-8859-1"?>  
<ncl id="example00"  
  xmlns="http://www.ncl.org.br/NCL3.0/EDTVProfile">  
  <head>  
    document header  
  </head>  
  <body>  
    document body  
  </body>  
</ncl>
```



Copyright © 2012 TeleMídia



13

Designing an NCL Document

- visions
 - spatial/temporal (storyboard)
 - structural
 - layout
 - temporal



Copyright © 2012 TeleMídia



14

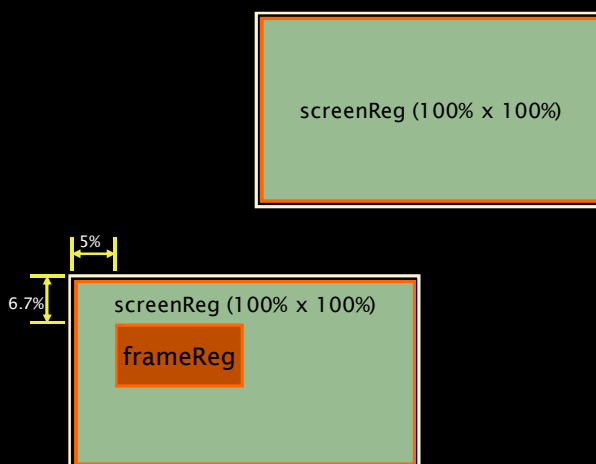
Example 1 - Storyboard



Copyright © 2006
TeleMídia



Example 1 - Layout View

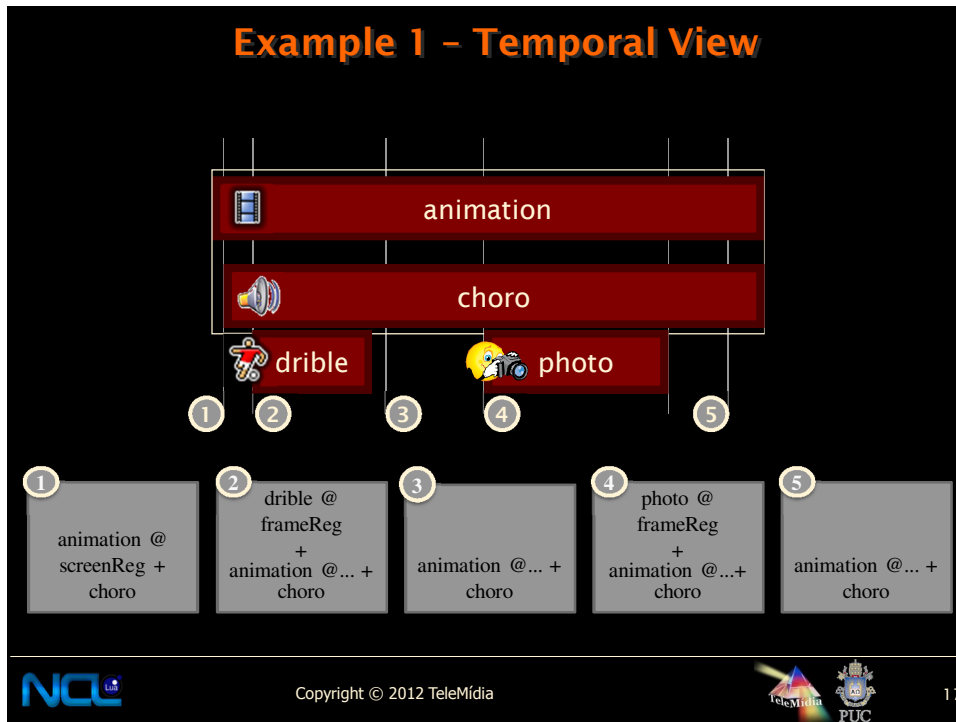


Copyright © 2012 TeleMídia

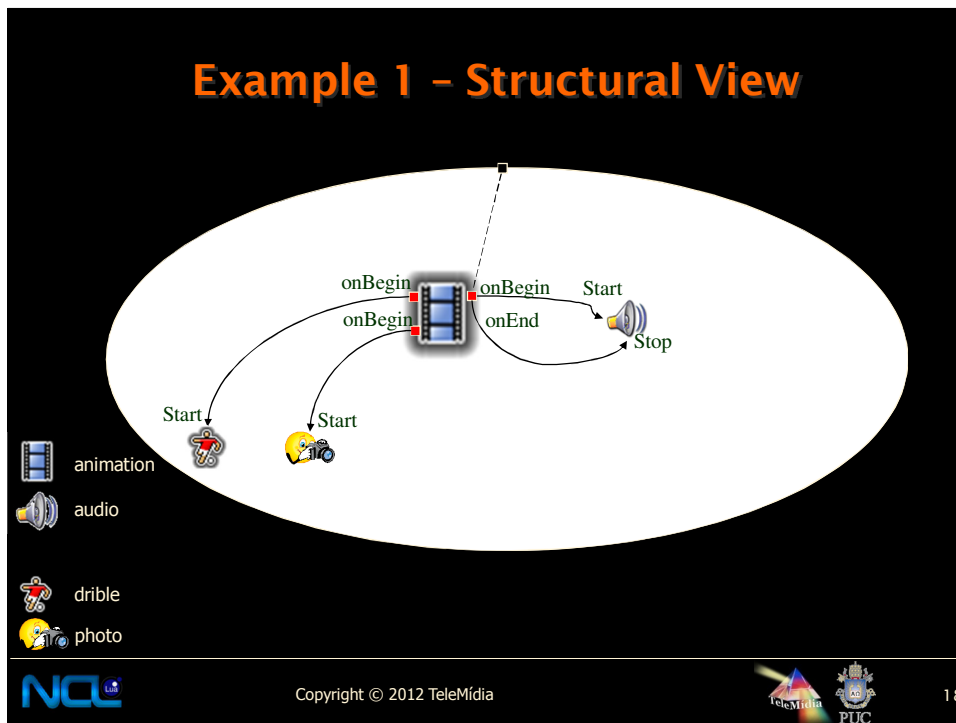


16

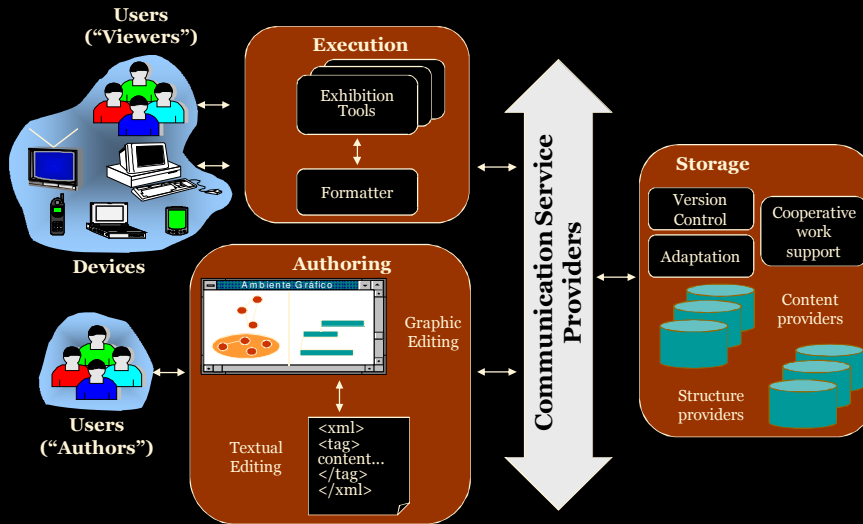
Example 1 - Temporal View



Example 1 - Structural View



Environments



Copyright © 2012 TeleMídia



19

NCL Composer

The screenshot shows the NCL Composer interface with several panels:

- NCL Textual View:** Displays XML code for a media component, including tags like `<media id="m1" type="video">`.
- Structural View:** Shows a hierarchical tree diagram of the media components and their relationships.
- Properties View:** A table showing attributes for the selected media component:

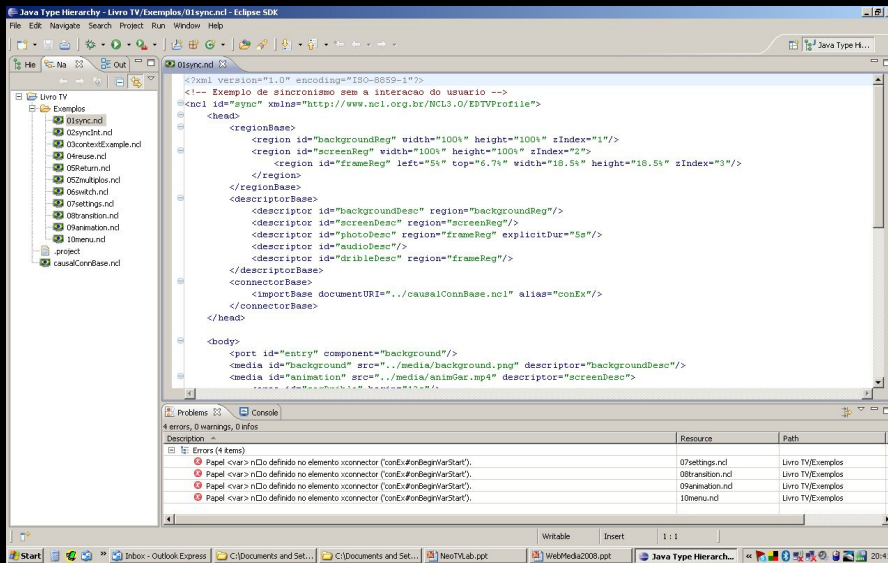
Attribute	Value
descriptor	
id	m1
instance	
refer	
src	
type	video
- Layout View:** Shows a visual representation of the media components on a page with regions (rg1, rg2, rg3, rg4).
- Validator Plugin:** Lists elements and messages, showing errors like 'Invalid data type...' for media, property, and link components.



Copyright © 2012 TeleMídia



NCL Eclipse



Copyright © 2012 TeleMídia



21

Ginga-NCL Virtual Set-top Box

fedora-fc7-ginga-i386 VMware Player | CD-ROM (IDE 0:0) | Ethernet

NCL
Nested Context Language

Your Ginga-NCL Set-top box is ready for action!

Quick hints:

- From your host operating system, use SSH to open a text console. The STB's IP address is shown below.
- User is "root"; Initial password is "telemidia"
- Upload your NCL applications and media to the /misc/ncl30 directory, via SFTP or SCP
- Use the /misc/launcher.sh script to run your NCL application
Example: /misc/launcher.sh /misc/ncl30/sample03/sample03.nc1
- Use the following keypad:
- Have fun!

IP:192.168.127.129

To direct input to this virtual machine, press Ctrl+G.

middleware
Ginga
TV Interativa se faz com Ginga!



Copyright © 2012 TeleMídia



22

Ginga4Windows



Copyright © 2012 TeleMídia



XML Markup Language

- TAG or XML Element (<tag>...</tag> OR <tag />):
 - <media id="video1" descriptor="dVideoWholeScreen">
...
</media>
 - <media id="video1" descriptor="dVideoWholeScreen"/>
- Attribute (format: attribute="value")
 - id
 - descriptor
- Attribute value (between "")
 - "video1"
 - "dVideoWhole Screen"



Copyright © 2012 TeleMídia



24

Designing an NCL Document

```
<?xml version="1.0" encoding="ISO-8859-1"?>  
  
<ncl id="example01" xmlns="http://www.ncl.org.br/NCL3.0/  
  EDTVProfile">  
  
  <head>  
    [document header] 1  
  </head>  
  
  <body>  
    [document body] 2  
  </body>  
</ncl>
```

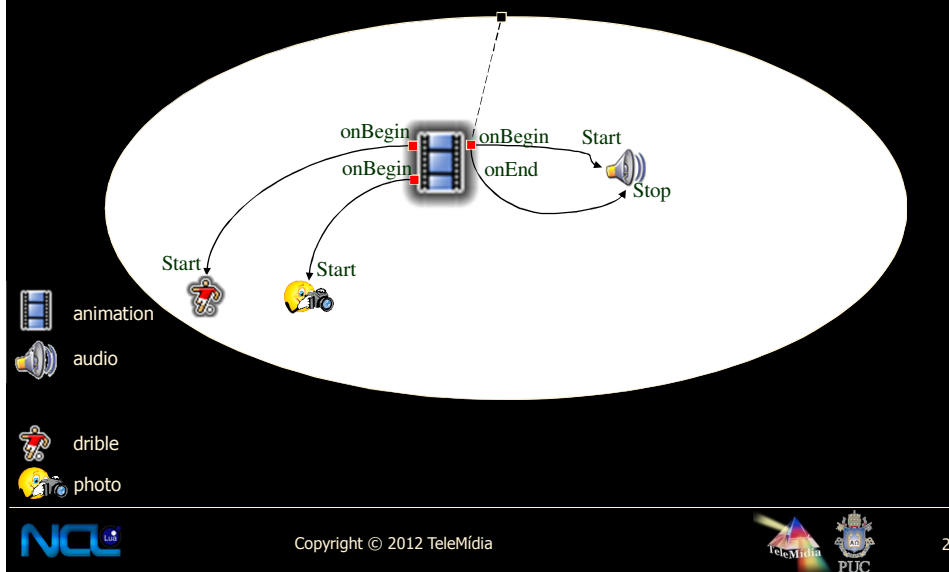


Copyright © 2012 TeleMídia



25

Example 1 - Structural View



Copyright © 2012 TeleMídia



26

Example 1

<body>

<media id="animation" src="../../media/animGar.mp4" >



Copyright © 2012 TeleMídia



27

Scheme	Scheme-specific-part	Use
file:	//file_path/#fragment_identifier	for local files
http:	//server_identifier/file_path/#fragment_identifier	for remote files downloaded from the interactive channel using the http protocol
https:	//server_identifier/file_path/#fragment_identifier	for remote files downloaded from the interactive channel using the https protocol
rtsp:	//server_identifier/file_path/#fragment_identifier	for streams downloaded from the interactive channel using the rtsp protocol
rtp:	//server_identifier/file_path/#fragment_identifier	for streams downloaded from the interactive channel using the rtp protocol
ncl-mirror:	//media_element_identifier	for a content flow identical to the one in presentation by another media element
sbtvd-ts:	//program_number.component_tag	for elementary streams received from the transport stream



Copyright © 2012 TeleMídia



28

Example 1

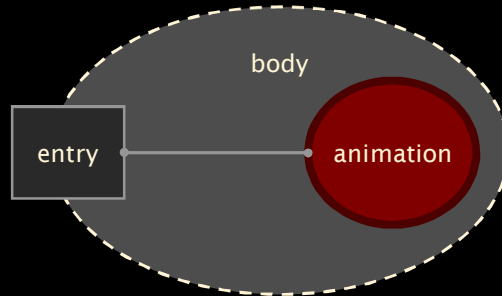
```
<body>
{
  <media id="animation" src="../media/animGar.mp4" >
    <area id="segDrible" begin="12s"/>
    <area id="segPhoto" begin="41s"/>
    <property name="width" value="100%"/>
    <property name="height" value="100%"/>
    <property name="zIndex" value="2"/>
  </media>
  <media id="choro" src="../media/choro.mp3"/>
  <media id="drible" src="../media/drible.mp4">
    <property name="left" value="5%"/>
    <property name="top" value="6.7%"/>
    <property name="width" value="18.5%"/>
    <property name="height" value="18.5%"/>
    <property name="zIndex" value="3"/>
  </media>
}
```

Example 1

```
{
  <media id="photo" src="../media/photo.png">
    <property name="left" value="5%"/>
    <property name="top" value="6.7%"/>
    <property name="width" value="18.5%"/>
    <property name="height" value="18.5%"/>
    <property name="zIndex" value="3"/>
    <property name="explicitDur" value="5s"/>
  </media>
}
```

Example 1 – Context *body* and port


```
<body>
  <port id="entry" component="animation" />
  ...
</body>
```



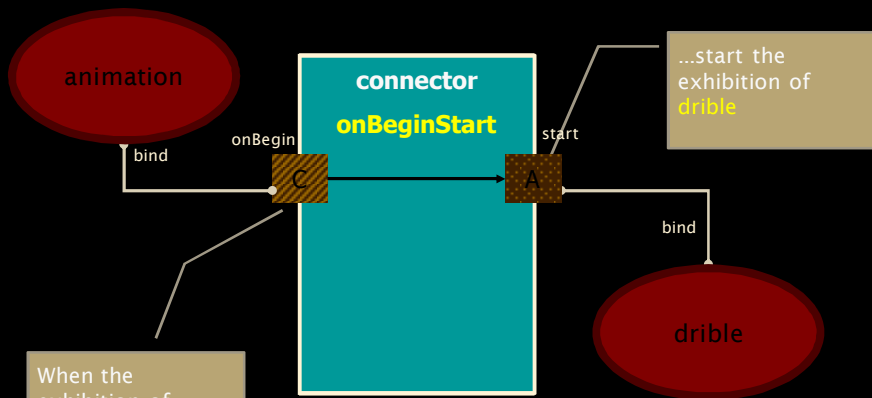
Example 1

```
<body>
  { <port id="entry" component="animation"/>
  { <media id="animation" src="../media/animGar.mov" >
    <area id="segDrible" begin="12s"/>
    <area id="segPhoto" begin="41s"/>
    <property name="width" value="100%"/>
    <property name="height" value="100%"/>
    <property name="zIndex" value="2"/>
  </media>
  { <media id="choro" src="../media/choro.mp3"/>
  { <media id="drible" src="../media/drible.mp4">
    <property name="left" value="5%"/>
    <property name="top" value="6.7%"/>
    <property name="width" value="18.5%"/>
    <property name="height" value="18.5%"/>
    <property name="zIndex" value="3"/>
  </media>
</body>
```


Relationships Among Nodes



Connector *onBeginStart*



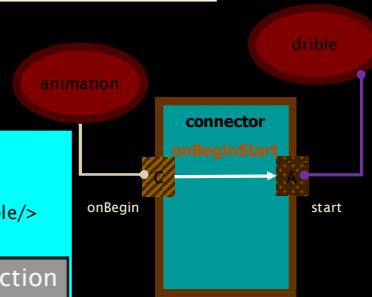
Connector *onBeginStart*

```
<causalConnector id="onBeginStart">  
  <simpleCondition role="onBegin"/>  
  <simpleAction role="start" max="unbounded" qualifier="par"/>  
</causalConnector>
```

Link using the *onBeginStart* connector:
Starting the drible video

```
<link xconnector="onBeginStart">  
  bind role="onBegin" component="animation"  
  interface="segDrible"/>  
  <bind role="start" component="drible" />  
</link>
```

In the body section



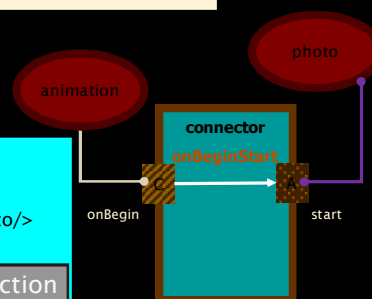
Connector *onBeginStart*

```
<causalConnector id="onBeginStart">  
  <simpleCondition role="onBegin"/>  
  <simpleAction role="start" max="unbounded" qualifier="par" />  
</causalConnector>
```

Link using the *onBeginStart* connector:
Starting the photo image

```
<link xconnector="onBeginStart">  
  bind role="onBegin" component="animation"  
  interface="segPhoto"/>  
  <bind role="start" component="photo" />  
</link>
```

In the body section



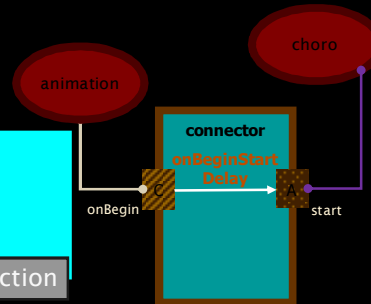
Connector *onBeginStart_delay*

```
<causalConnector id="onBeginStart_delay">  
  <simpleCondition role="onBegin"/>  
  <simpleAction role="start" delay="5s" max="unbounded" qualifier="par"/>  
</causalConnector>
```

Link using the *onBeginStartDelay* connector:
Starting the choro audio

```
<link xconnector="onBeginStart_delay">  
  <bind role="onBegin" component="animation"/>  
  <bind role="start" component="choro" />  
</link>
```

In the body section



Copyright © 2012 TeleMídia



37

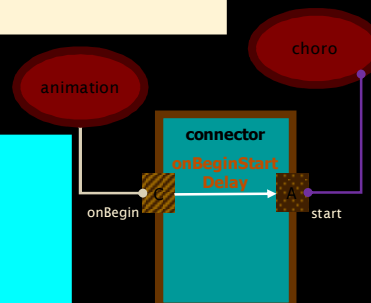
Connector *onBeginStart_delay*

```
<causalConnector id="onBeginStart_delay">  
  <connectorParam name="xyz"/>  
  <simpleCondition role="onBegin"/>  
  <simpleAction role="start" delay="$xyz" max="unbounded" qualifier="par"/>  
</causalConnector>
```

Link using the *onBeginStartDelay* connector:
Starting the choro audio

```
<link xconnector="onBeginStart_delay">  
  <bind role="onBegin" component="animation"/>  
  <bind role="start" component="choro">  
    <bindParam name="xyz" value="5s"/>  
  </bind>  
</link>
```

In the body section

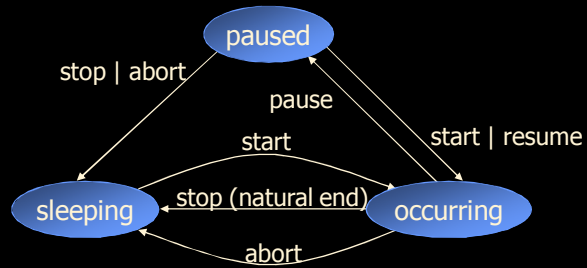


Copyright © 2012 TeleMídia



38

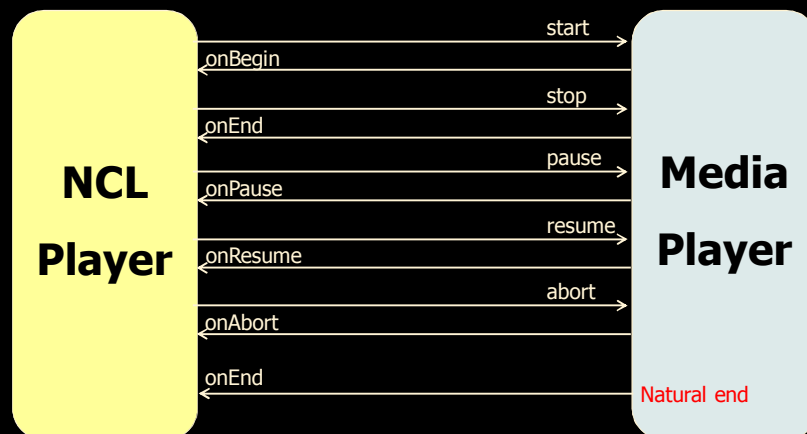
Event State Machine



Copyright © 2012 TeleMídia



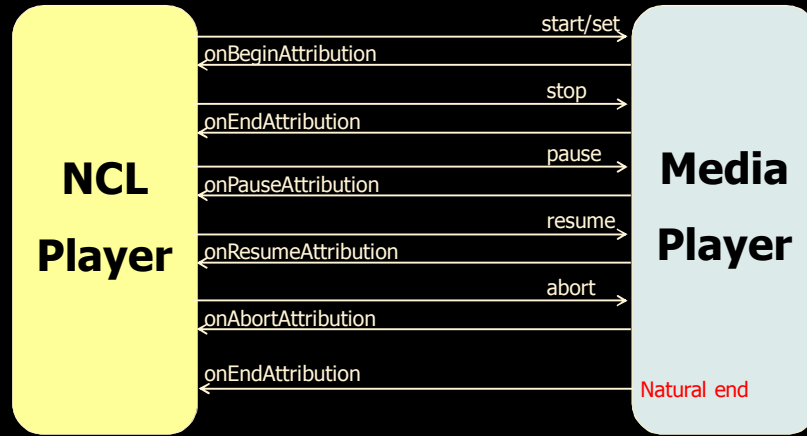
Presentation Events



Copyright © 2012 TeleMídia



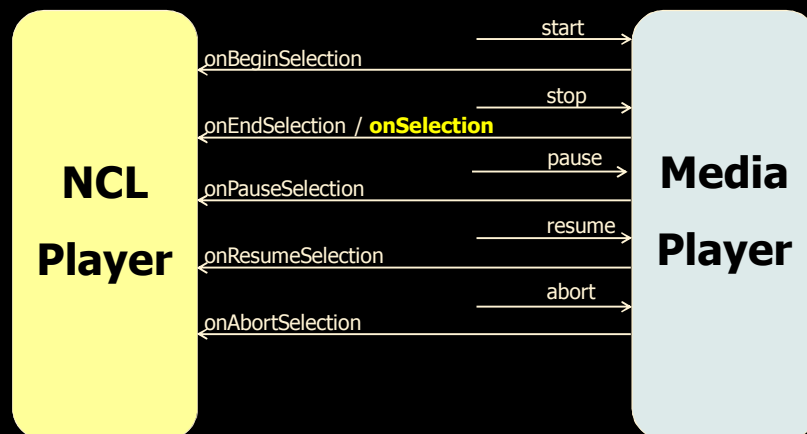
Attribution Events



Copyright © 2012 TeleMídia



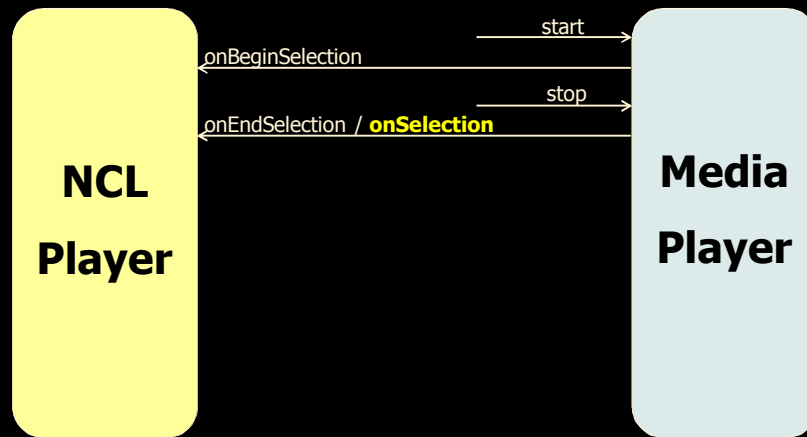
Selection Events



Copyright © 2012 TeleMídia



Selection Events



Copyright © 2012 TeleMídia



Connector *onEndStop*

```

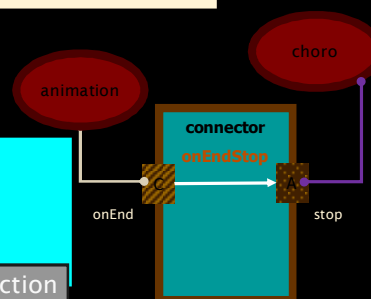
<causalConnector id="onEndStop">
  <simpleCondition role="onEnd"/>
  <simpleAction role="stop" max="unbounded" qualifier="par" />
</causalConnector>
  
```

Link using the *onEndStop* connector:
Stopping the audio

```

<link xconnector="onEndStop">
  bind role="onEnd" component="animation"/>
  <bind role="stop" component="choro" />
</link>
  
```

In the body section



Copyright © 2012 TeleMídia



44

Example 1

```
<link id="IMusic" xconnector="onBeginStart_delay">
  <bind role="onBegin" component="animation" />
  <bind role="start" component="choro">
    <bindParam name="xyz" value="5s" />
  </bind>
</link>

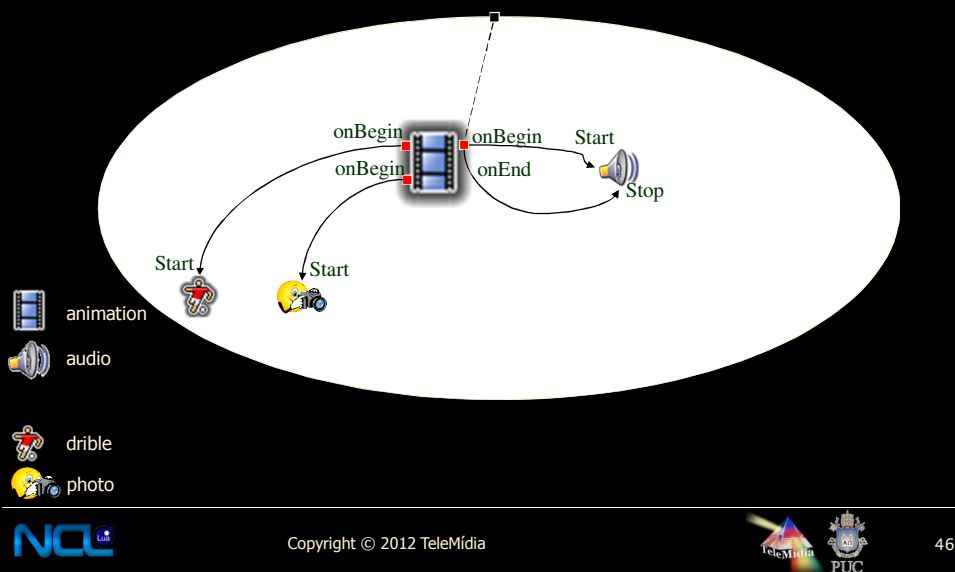
<link id="IDrible" xconnector="onBeginStart">
  <bind role="onBegin" component="animation" interface="segDrible" />
  <bind role="start" component="drible" />
</link>

<link id="IPhoto" xconnector="onBeginStart">
  <bind role="onBegin" component="animation" interface="segPhoto" />
  <bind role="start" component="photo" />
</link>

<link id="IEnd" xconnector="onEndStop">
  <bind role="onEnd" component="animation" />
  <bind role="stop" component="choro" />
</link>

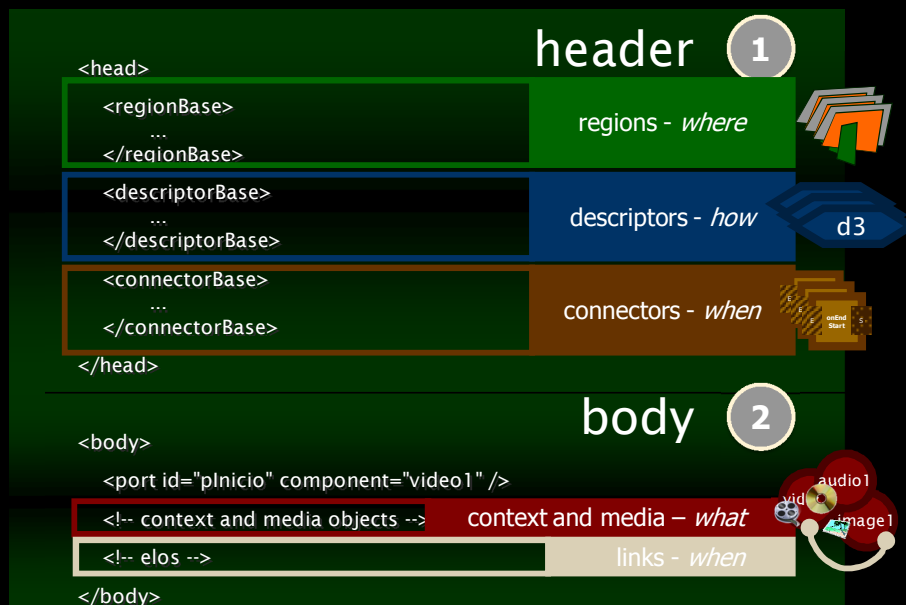
</body>
</ncl>
```

Example 2 - Structural View



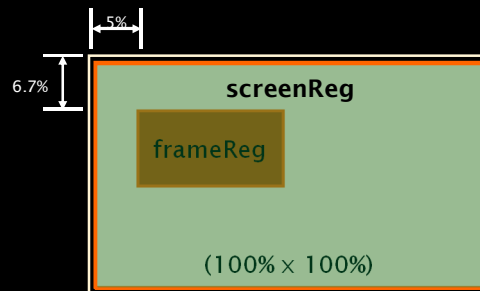
Basic Entities

what?	nodes (media objects)
how?	node's properties or descriptors
where?	node's properties or regions
when?	links and connectors



Regions

```
<regionBase>
  <region id="screenReg" height="100%" width="100%" zIndex="2">
    <region id="frameReg" left="5%" top="6.7%" height="18.5%" width="160"
      zIndex="3"/>
  </region>
</regionBase>
```



Descriptors (how?)

- in which region a node will be presented

```
<descriptor id="photoDesc" region="frameReg" explicitDur="5s"/>
```

- for how much time a node will be presented

```
<descriptor id="photoDesc" region="frameReg" explicitDur="5s"/>
```

- **how** a node is initially presented

- e.g. audio volume (soundLevel),
text media border (border)

```
<descriptor id="audioDesc" >
  <descriptorParam name="soundLevel" value="70%" />
</descriptor>
```

Example 2 – Descriptors

```
<descriptorBase>
  <descriptor id="screenDesc" region="screenReg"/>
  <descriptor id="photoDesc" region="frameReg" explicitDur="5s"/>
  <descriptor id="audioDesc"/>
  <descriptor id="dribleDesc" region="frameReg"/>
</descriptorBase>
```



```
<?xml version="1.0" encoding="ISO-8859-1"?>
<!-- Exemplo de sincronismo sem a interacao do usuario -->
<ncl id="sync" xmlns="http://www.ncl.org.br/NCL3.0/EDTVProfile">
  <head>
    <regionBase>
      <region id="screenReg" height="100%" width="100%" zIndex="2">
        <region id="frameReg" left="5%" top="6.7%" height="18.5%" width="18.5%"
          zIndex="3"/>
      </region>
    </regionBase>
    <descriptorBase>
      <descriptor id="screenDesc" region="screenReg"/>
      <descriptor id="photoDesc" region="frameReg" explicitDur="5s"/>
      <descriptor id="audioDesc"/>
      <descriptor id="dribleDesc" region="frameReg"/>
    </descriptorBase>
  </head>
```

Example 2

```
<body>
  <port id="entry" component="animation"/>
  <media id="animation" src="../../media/animGar.mp4" descriptor="screenDesc">
    <area id="segDrible" begin="12s"/>
    <area id="segPhoto" begin="41s"/>
  </media>
  <media id="choro" src="../../media/choro.mp3" descriptor="audioDesc"/>
  <media id="drible" src="../../media/drible.mp4" descriptor="dribleDesc"/>
  <media id="photo" src="../../media/photo.png" descriptor="photoDesc"/>
```

```
<?xml version="1.0" encoding="ISO-8859-1"?>
<!-- Exemplo de base de conectores -->
<ncl id="causalConnBase" xmlns="http://www.ncl.org.br/NCL3.0/causalConnectorProfile">
  <head>
    <connectorBase>
      <causalConnector id="onBeginStart_delay">
        <connectorParam name="delay"/>
        <simpleCondition role="onBegin"/>
        <simpleAction role="start" delay="$delay" max="unbounded" qualifier="par"/>
      </causalConnector>
      <causalConnector id="onBeginStart">
        <simpleCondition role="onBegin"/>
        <simpleAction role="start" max="unbounded" qualifier="par"/>
      </causalConnector>
      <causalConnector id="onEndStop">
        <simpleCondition role="onEnd"/>
        <simpleAction role="stop" max="unbounded" qualifier="par"/>
      </causalConnector>
    </connectorBase>
  </head>
```

```

<?xml version="1.0" encoding="ISO-8859-1"?>
<!-- Exemplo de sincronismo sem a interacao do usuario -->
<ncl id="sync" xmlns="http://www.ncl.org.br/NCL3.0/EDTVProfile">
  <head>
    <regionBase>
      <region id="screenReg" height="100%" width="100%" zIndex="1">
        <region id="frameReg" left="5%" top="6.7%" height="18.5%" width="18.5%"
          zIndex="3"/>
      </region>
    </regionBase>
    <descriptorBase>
      <descriptor id="screenDesc" region="screenReg"/>
      <descriptor id="photoDesc" region="frameReg" explicitDur="5s"/>
      <descriptor id="audioDesc"/>
      <descriptor id="dribleDesc" region="frameReg"/>
    </descriptorBase>
    <connectorBase>
      <importBase documentURI="causalConnBase.ncl" alias="conEx"/>
    </connectorBase>
  </head>

```

Example 2

```

<link id="IMusic" xconnector="conEx#onBeginStart_delay">
  <bind role="onBegin" component="animation" />
  <bind role="start" component="choro">
    <bindParam name="xyz" value="5s" />
  </bind>
</link>

<link id="IDrible" xconnector="conEx#onBeginStart">
  <bind role="onBegin" component="animation" interface="segDrible"/>
  <bind role="start" component="drible"/>
</link>

<link id="IPhoto" xconnector="conEx#onBeginStart">
  <bind role="onBegin" component="animation" interface="segPhoto"/>
  <bind role="start" component="photo"/>
</link>

<link id="IEnd" xconnector="conEx#onEndStop">
  <bind role="onEnd" component="animation"/>
  <bind role="stop" component="choro"/>
</link>

</body>
</ncl>

```

Example 1 and 2 – Storyboard



Copyright © 2012 TeleMídia



57

Example 3 – Storyboard

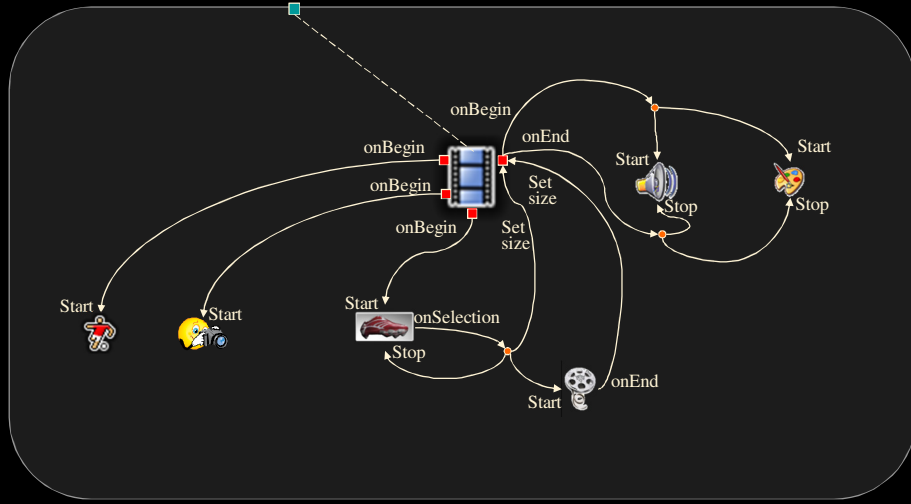


Copyright © 2012 TeleMídia



58

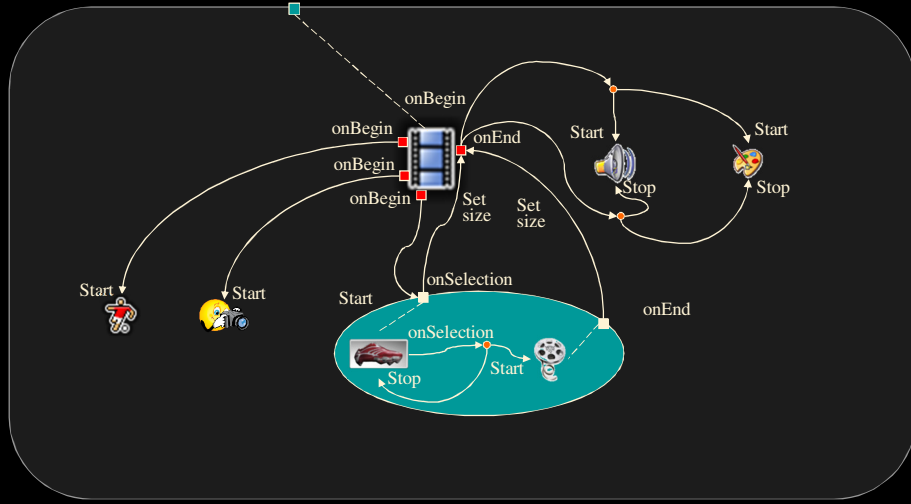
Example 3



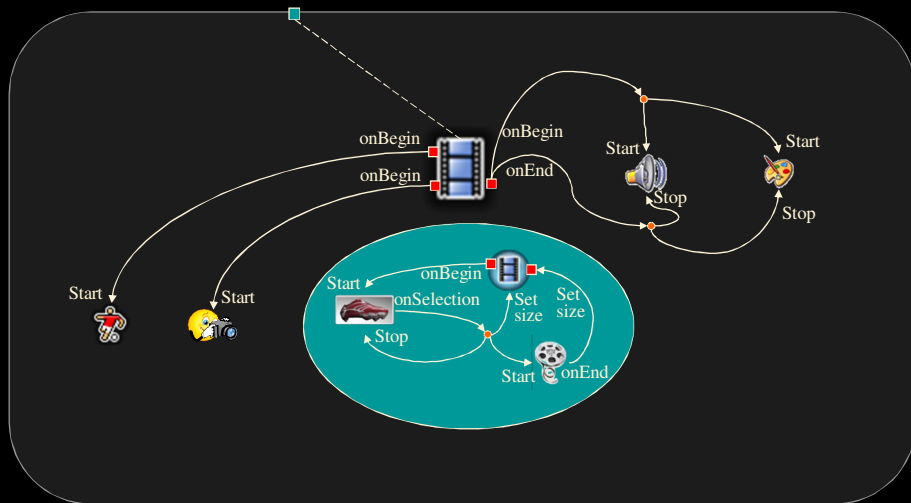
Connector onKeySelectionStopSet_varStart

```
<causalConnector id="onKeySelectionStopSet_varStart">
  <connectorParam name="varSet"/>
  <connectorParam name="keyCode"/>
  <simpleCondition role="onSelection" key="$keyCode"/>
  <compoundAction operator="seq">
    <simpleAction role="stop" max="unbounded" qualifier="par"/>
    <simpleAction role="set" value="$varSet"/>
    <simpleAction role="start" max="unbounded" qualifier="par"/>
  </compoundAction>
</causalConnector>
```

Example 4



Example 5



Example 4/5 – Storyboard



Copyright © 2012 TeleMídia



63

Example 6 – Storyboard

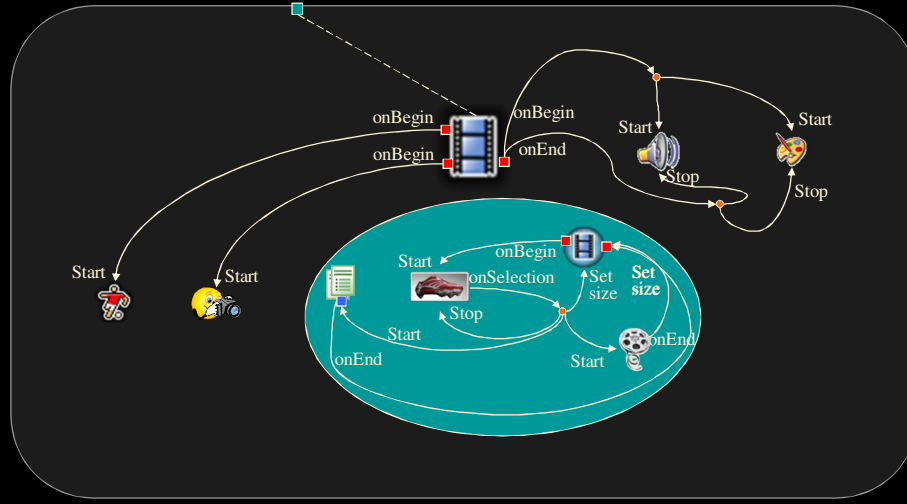


Copyright © 2012 TeleMídia

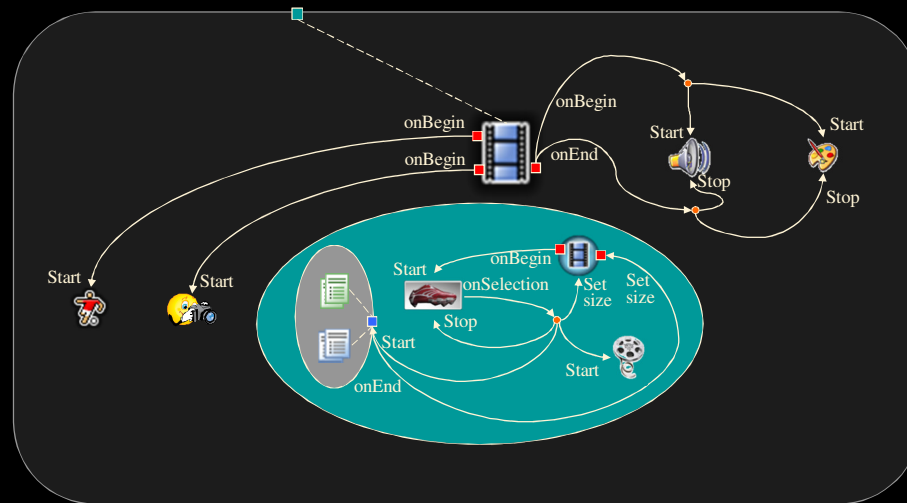


64

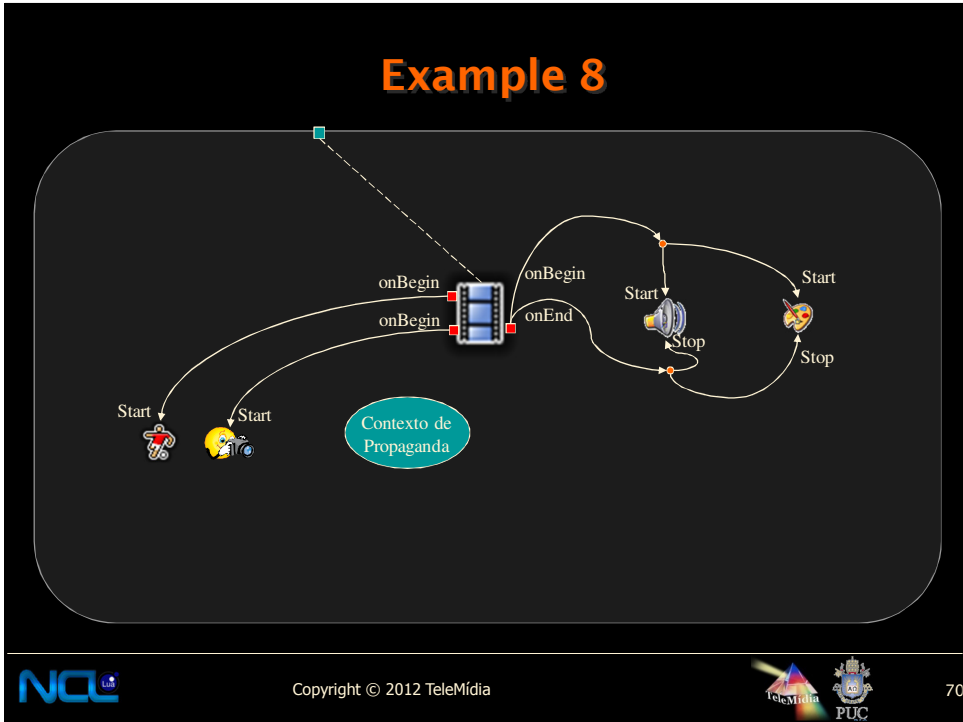
Example 6



Example 7

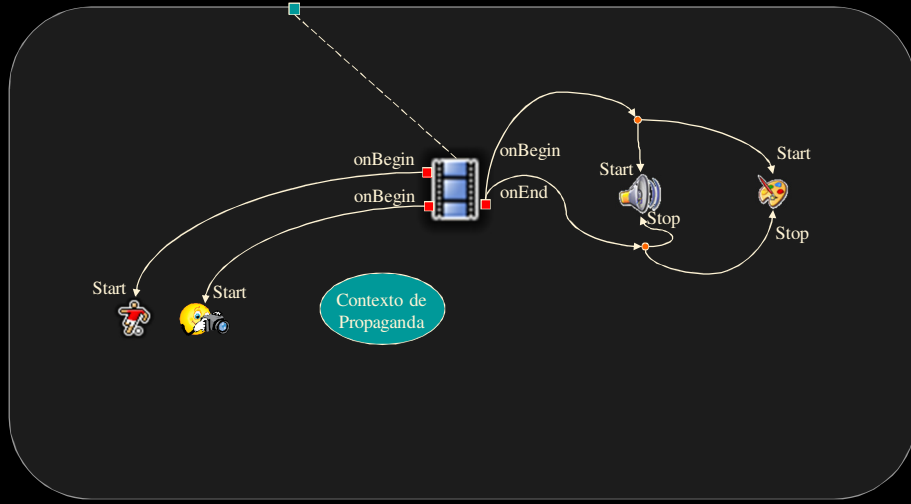




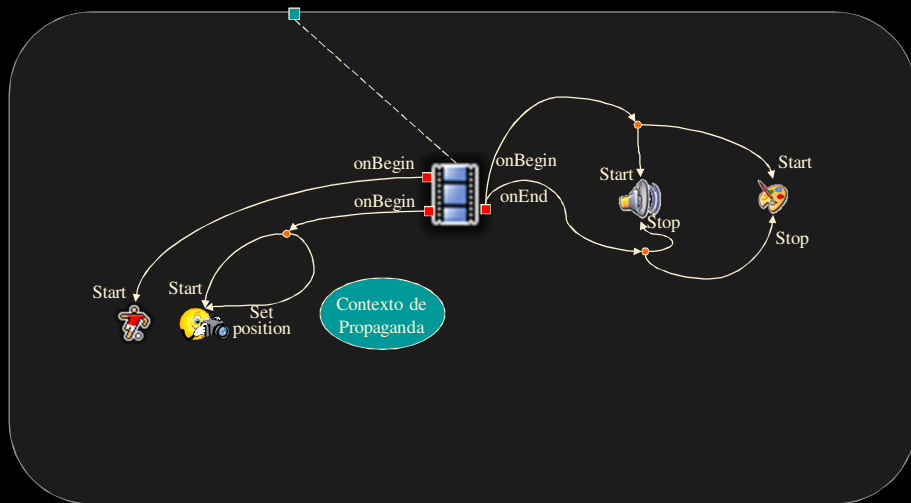




Example 9



Example 9



Example 9 – Storyboard



Copyright © 2012 TeleMídia



75

Example 9 – Storyboard



Copyright © 2012 TeleMídia

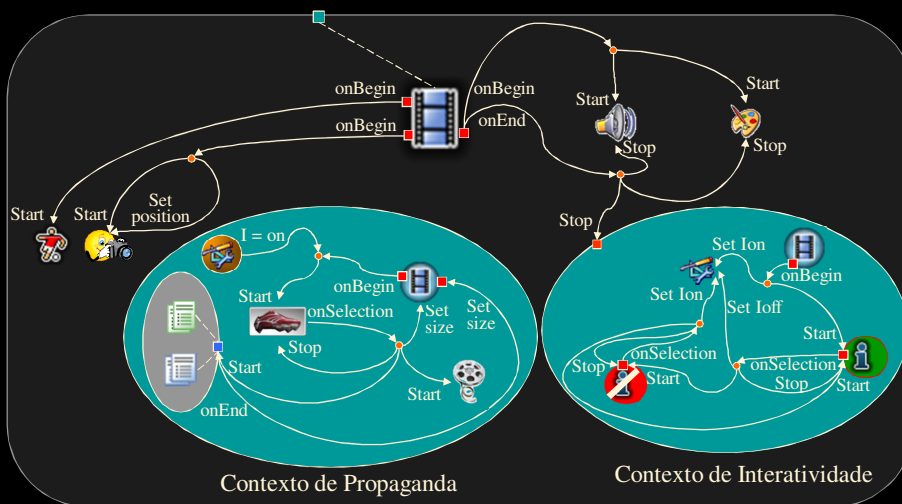


76

Example 10 – Storyboard



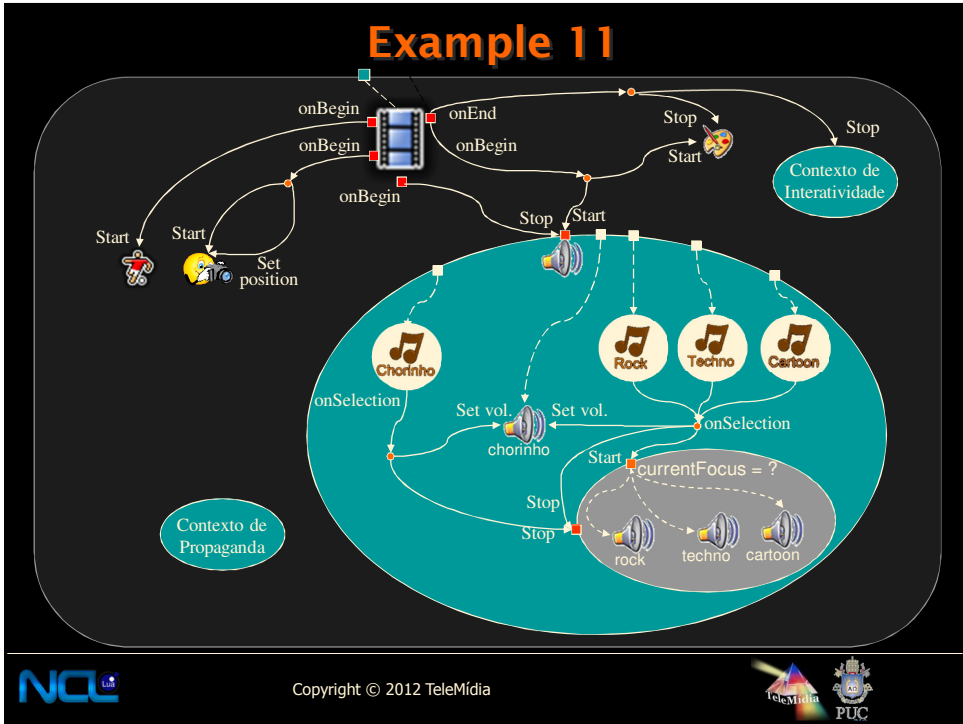
Example 10



Connector *onBeginVarStart*

```
<causalConnector id="onBeginVarStart">  
  <compoundCondition operator="and">  
    <simpleCondition role="onBegin"/>  
    <assessmentStatement comparator="eq">  
      <attributeAssessment role="var" attributeType="nodeProperty"  
        eventType="attribution"/>  
      <valueAssessment value="true"/>  
    </assessmentStatement>  
  </compoundCondition>  
  <simpleAction role="start"/>  
</causalConnector>
```



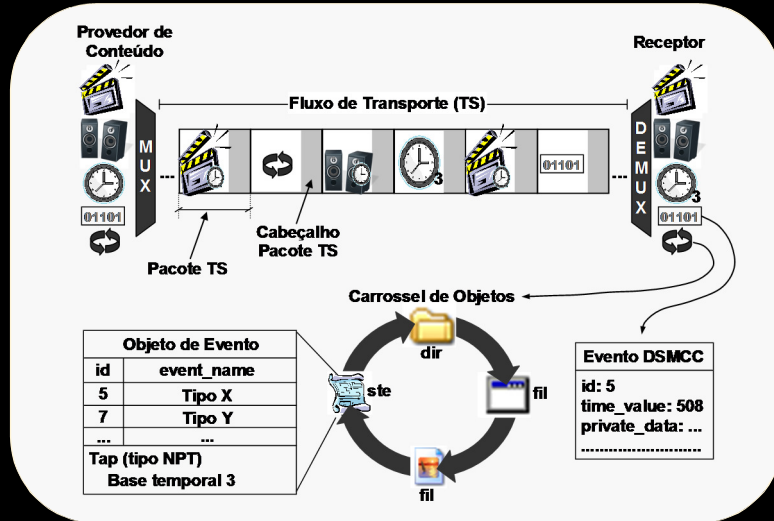


Connector *onOrSelectionSetStopStart*

```
<causalConnector id="onOrSelectionSet_varStopStart">  
  <connectorParam name="var"/>  
  <simpleCondition role="onSelection" qualifier="or" max="unbounded"/>  
  <compoundAction operator="seq">  
    <simpleAction role="set" value="$var" max="unbounded"  
      qualifier="par"/>  
    <simpleAction role="stop"/>  
    <simpleAction role="start"/>  
  </compoundAction>  
</causalConnector>
```

Continuous Media Streaming


TS Stream



Copyright © 2012 TeleMídia



Some alternatives in 6 MHz



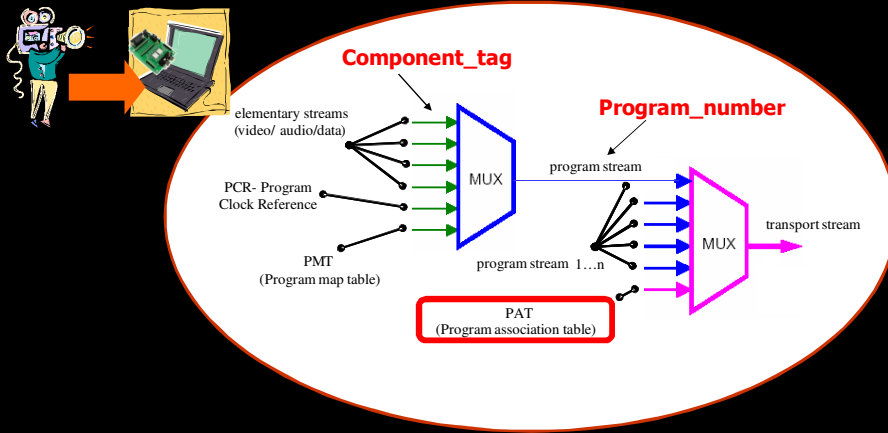
19,3 Mbps



Copyright © 2012 TeleMídia



MPEG-2 System



Copyright © 2012 TeleMídia



Streaming

- How a content can be located?
 - programNumber?
 - componentTag?
 - What else?



Copyright © 2012 TeleMídia



Streaming

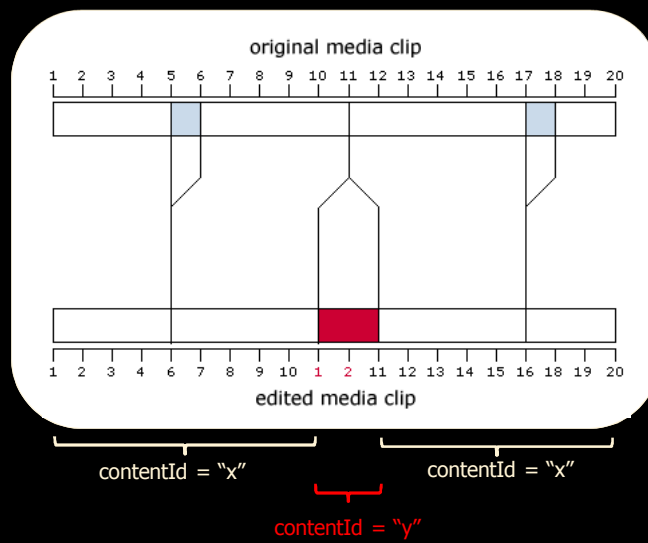
- How a content can be located?
 - programNumber
 - componentTag
 - contentId
 - How to get the contentId?



Copyright © 2012 TeleMídia



NPT




Copyright © 2012 TeleMídia



Synchronism

- NPT Control
- Application start point control



Starting NPT ↑



Copyright © 2012 TeleMídia



Embedded NCLua Objects



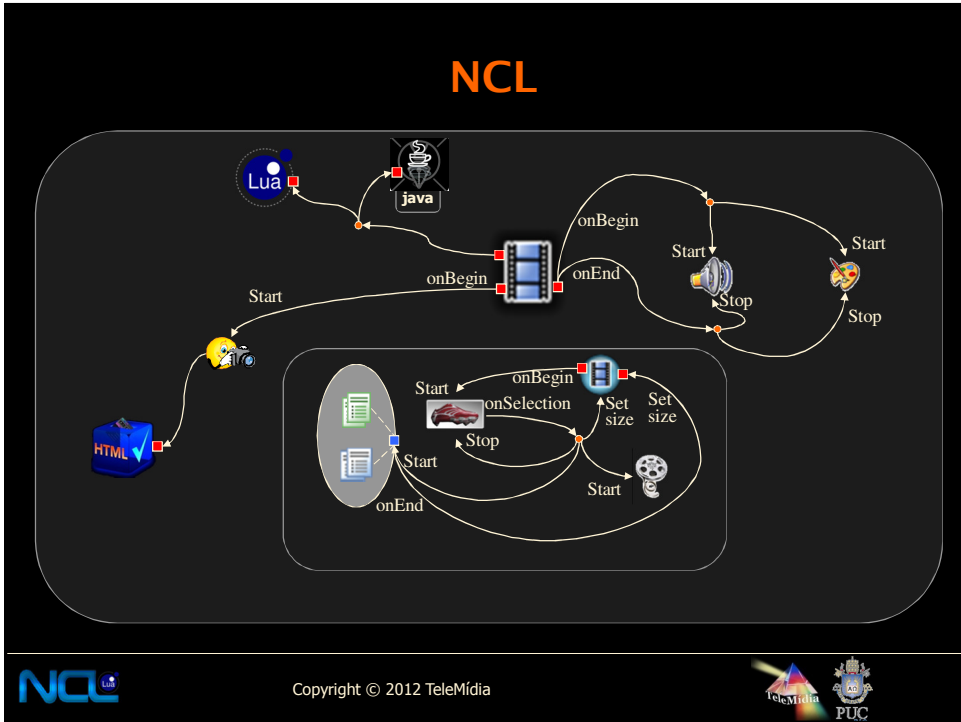
Copyright © 2012 TeleMídia



92



Copyright © 2012 TeleMídia



Copyright © 2012 TeleMídia



Interfaces

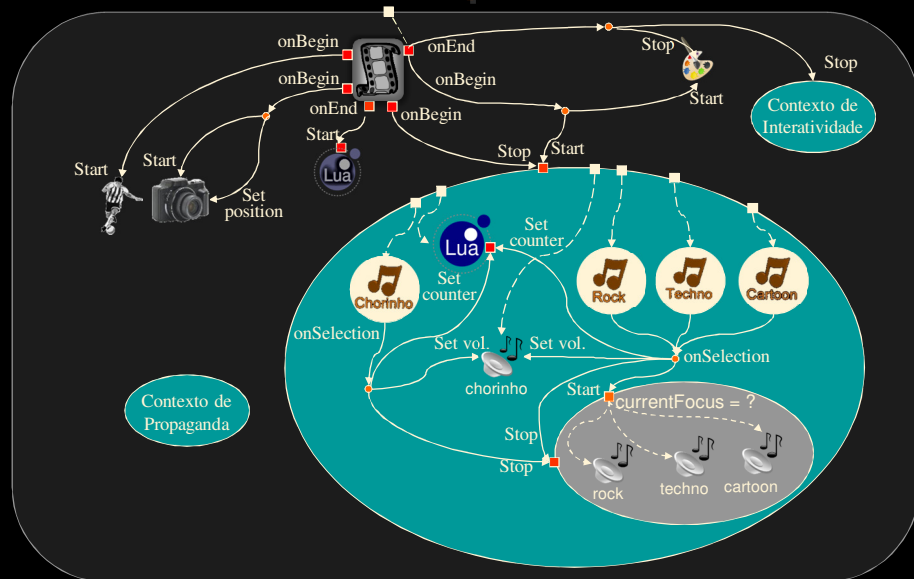
- `<area id="a1" label="internal function">`
- `<property name="internal function" value="parameter">`



Copyright © 2012 TeleMídia



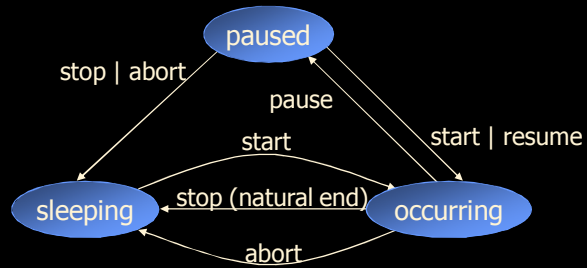
Example 12



Copyright © 2012 TeleMídia



Event State Machine



Copyright © 2012 TeleMídia



```
local counter = 0
local dx, dy = canvas:attrSize() -- dimensoes do canvas

function handler1 (evt)
  if evt.class=='ncl' and evt.type=='attribution' and evt.action=='start' and evt.name=='add' then
    counter = counter + evt.value
    event.post {
      class = 'ncl',
      type = 'attribution',
      name = 'add',
      action = 'stop',
      value = counter,
    }
  end
end

function handler2 (evt)
  canvas:attrColor ('black')
  canvas:drawRect('fill',0,0,dx,dy)
  canvas:attrColor ('yellow')
  canvas:attrFont ('vera', 24, 'bold')
  canvas:drawText (10,10, 'O número de vezes que você trocou de ritmo foi: '..counter)
  canvas:flush()
  event.post {
    class = 'ncl',
    type = 'presentation',
    label = 'fim',
    action = 'stop',
  }
end

event.register(handler1)
event.register(handler2,'ncl','presentation','fim','start')
```

Importing



Copyright © 2012 TeleMídia



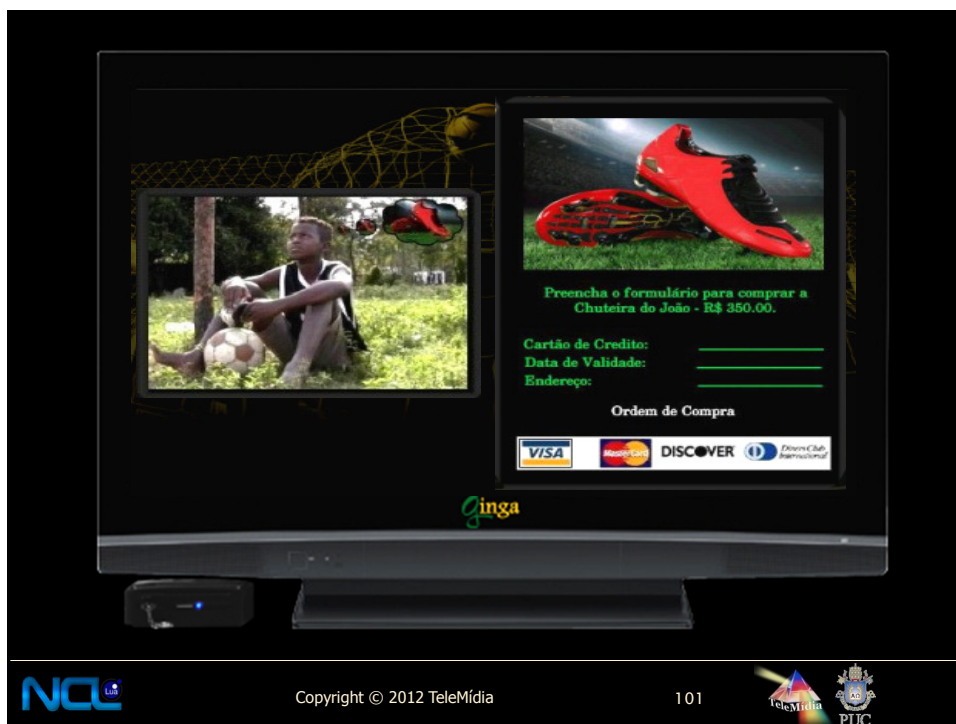
99

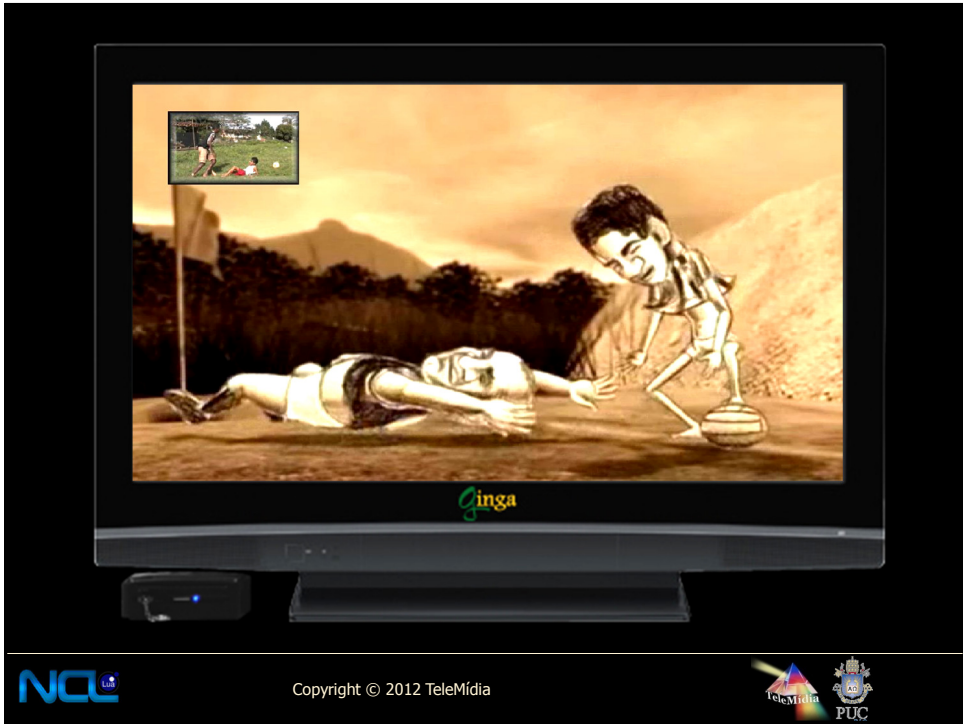


Copyright © 2012 TeleMídia

100

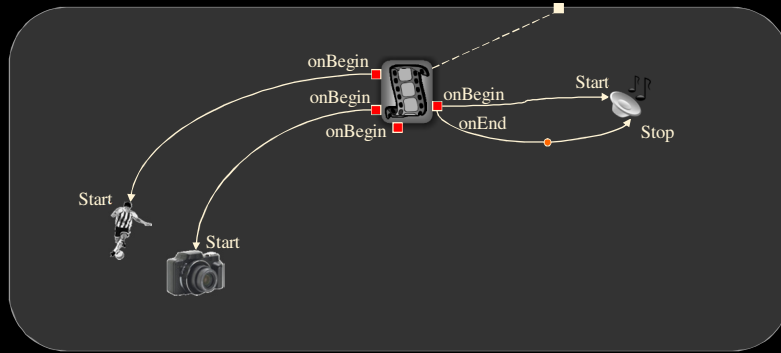








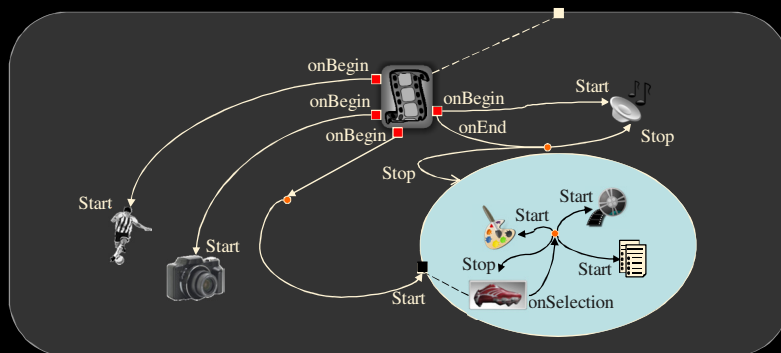
Example 1



Copyright © 2012 TeleMídia



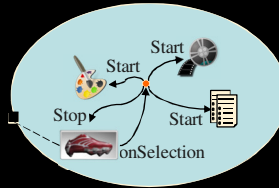
Example 13



Copyright © 2012 TeleMídia



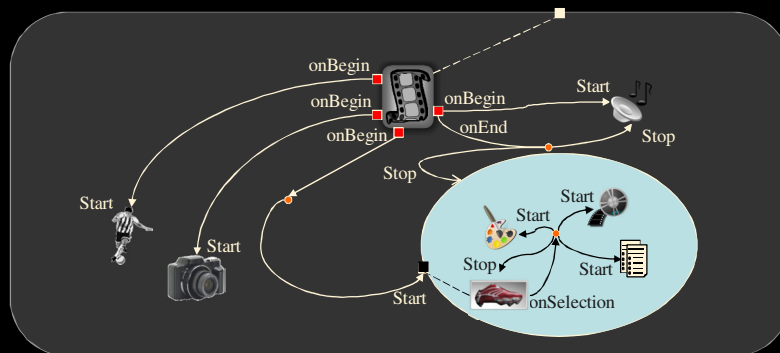
Examples 14,15



Copyright © 2012 TeleMídia



Example 14



Copyright © 2012 TeleMídia



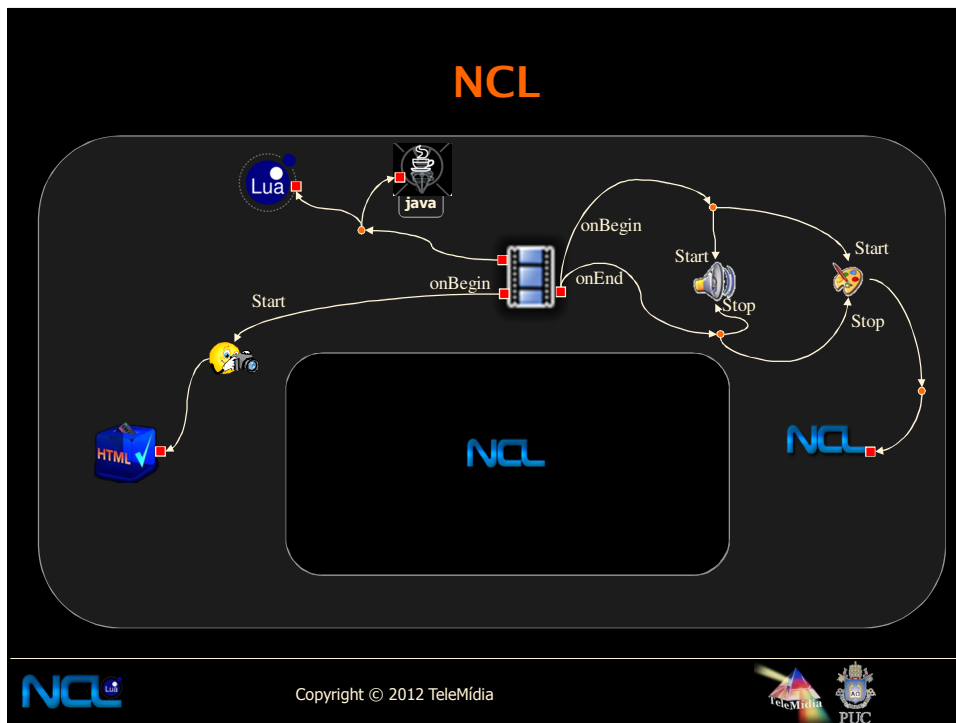
Embedded NCL Media Objects



Copyright © 2012 TeleMídia



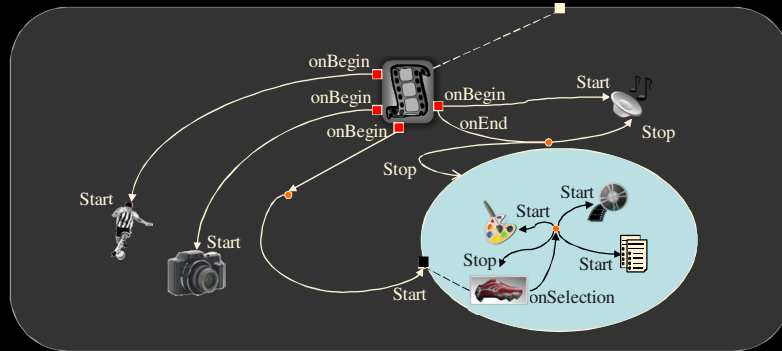
111



Copyright © 2012 TeleMídia



Example 15



Interfaces

- `<area id="a1" label="internal body port">`
- `<property name="internal body port">`

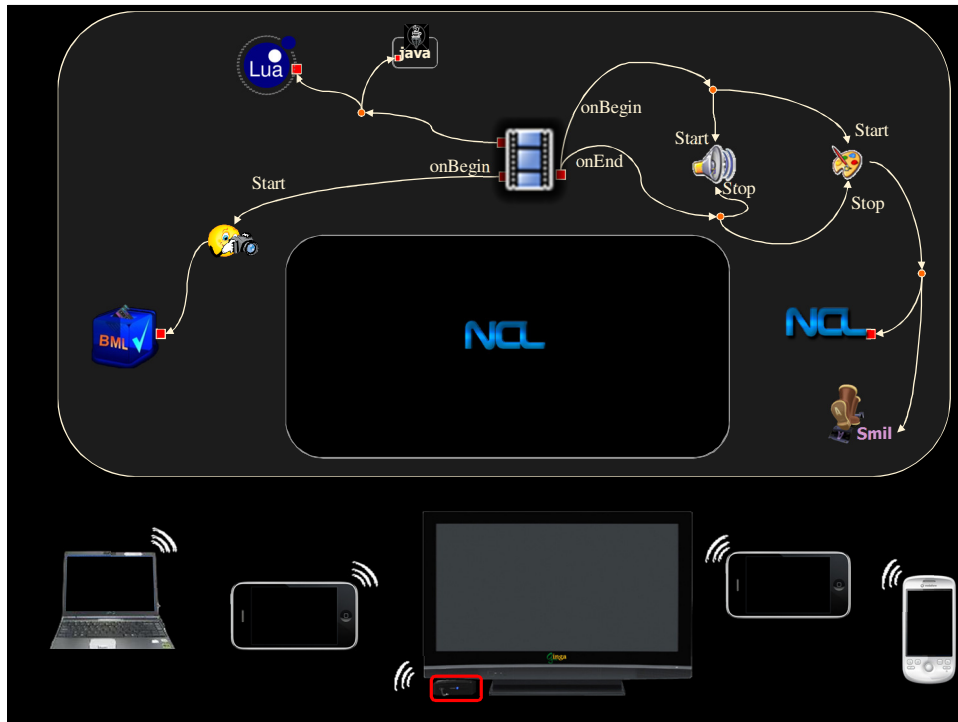
Multiple Exhibition Devices



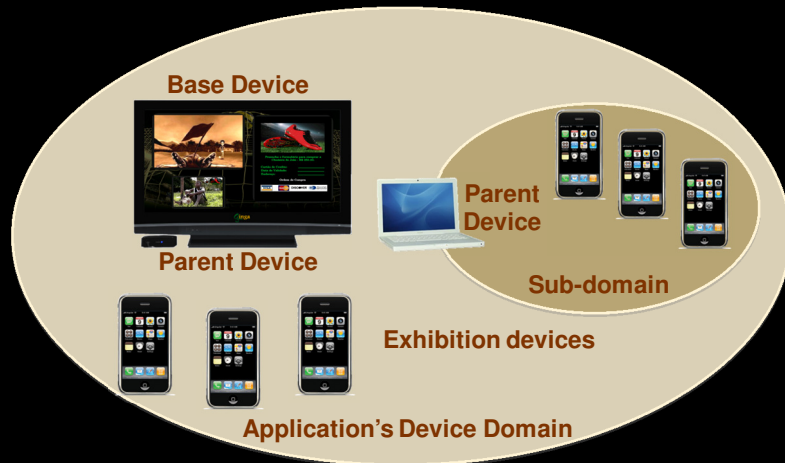
Copyright © 2012 TeleMídia



115



Hierarchical Device Control Model



NCL applications refer to devices by means of classes



Copyright © 2012 TeleMídia



NCL Device Classes

- Number of device classes is unlimited
- But any device class must fall into one of two available types: **active** or **passive**.
 - An **active device class** groups devices **able to run some media players** and play media delivered by a parent device.
 - A **passive device class** groups devices not required to run media players, but at least **able to display raw video and/or audio streams** provided by a parent device.



Copyright © 2012 TeleMídia



NCL Device Classes

- An exhibition device can join as many classes as it wants, simultaneously.
- Joining to a class is a task to the middleware and its tools, not to the application.
- The hierarchy is a tree. In a application domain:
 - A device cannot be a descendant of itself.
 - A device in a class can only exhibit media coming from its respective parent device
 - The Base device is the root



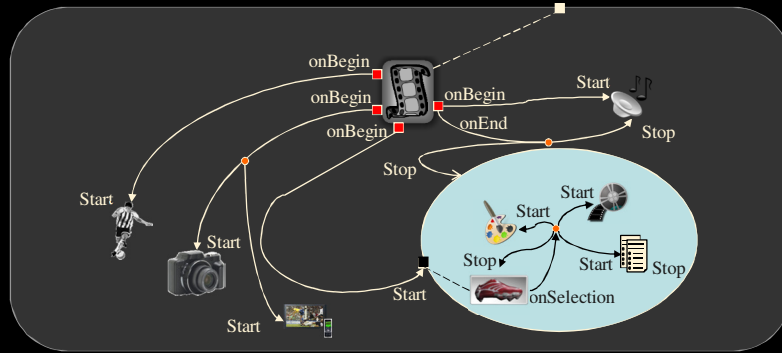
Copyright © 2012 TeleMídia



Copyright © 2012 TeleMídia



Example 16



Copyright © 2012 TeleMídia

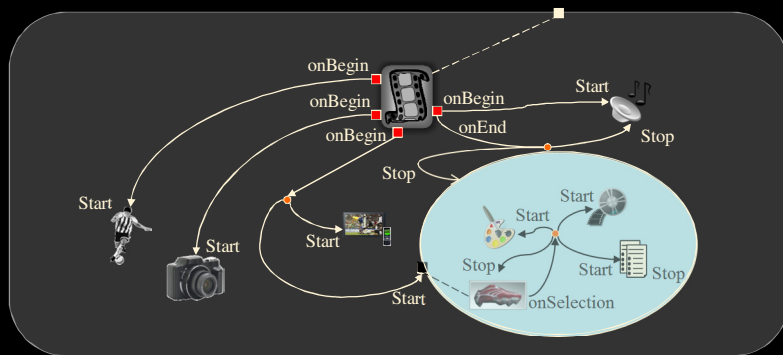


Copyright © 2012 TeleMídia



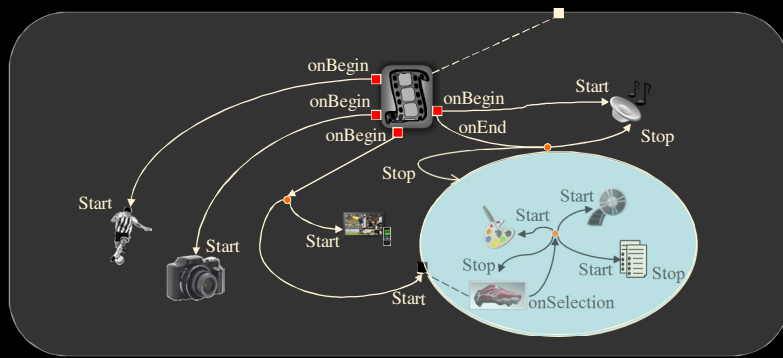


Example 17

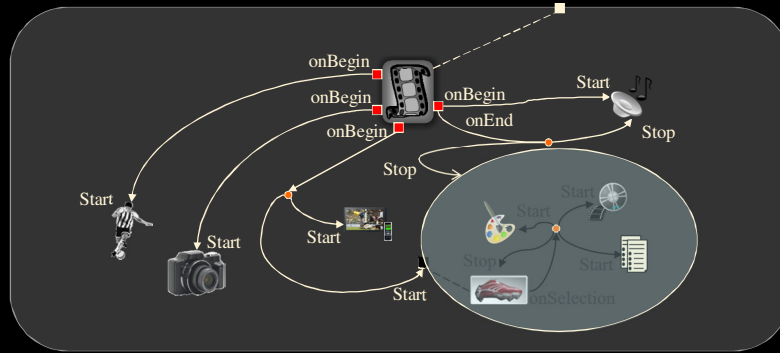




Example 18



Example 19, 20



Copyright © 2012 TeleMídia



TS Generation Example



Copyright © 2012 TeleMídia



128

TS Generation

1) Codificacao audio/video:

- Video: H.264 HP L4.0
- Audio: HE AAC
- Ferramenta: TMPGEnc 4.0 XPress

2) Encapsulamento Fluxo de Transporte CBR

- Taxa CBR deverá ser 5% maior que a soma das taxas do áudio e vídeo.
- Caso queira adicionar outros dados (como no nosso caso), deve-se aumentar a taxa.
- Para o serviço Full-seg, utilizamos no nosso playout uma taxa de 15000000 bps.
- Ferramenta: Elecard XMuxer Pro



Copyright © 2012 TeleMídia



129

TS Generation

1. Agregar Fluxos para Interatividade

- NPT
- Ferramenta: Não existe no mundo, apenas por hardware.
- Implementação do TeleMídia será disponibilizada

- Geração do Carrossel
- Ferramenta: dsccc-mhp-tools e/ou opencaster (codigo aberto)

- Muxer
- Substituir os pacotes nulos gerados pelo elecard.
- Ferramenta: <http://www.scara.com/~schirmer/o/mplex13818/> (código aberto)

2. Upload para o playout



Copyright © 2012 TeleMídia



130

TV digital se faz com Ginga



- <http://www.ncl.org.br>
- <http://www.ginga.org.br>
- <http://www.softwarepublico.gov.br>
- <http://www.telemidia.puc-rio.br>



Copyright © 2012 TeleMídia



131